
















Date/Time	1/10/2022	1/11/2022	1/12/2022	1/13/2022	1/14/2022	1/15/2022	1/16/2022	www.junyuanpetroleumgroup.com
	9:00:00 AM	9:14:01 AM	9:00:00 AM	9:00:00 AM	2:59:00 PM	9:00:00 AM	9:00:00 AM	WhatsApp:+8617810300898 info@junyuanpetroleumgroup.com
n-Pentane,95% CAS# 109-66-0	0.00%	+1.52%	0.00%	0.00%	0.00%	0.00%	0.00%	
n-Pentane,99% CAS# 109-66-0	0.00%	0.00%	0.00%	0.00%	0.00%	0.00%	0.00%	
Isopentane,95% CAS# 78-78-4	0.00%	0.00%	0.00%	0.00%	0.00%	0.00%	0.00%	
Isopentane,99% CAS# 78-78-4	0.00%	0.00%	0.00%	0.00%	0.00%	0.00%	0.00%	
Blowing Agent Isopentane ≥ n-Pentane Blend Ratios: 80/20, 70/30, 60/40, 50/50	0.00%	+1.48%	0.00%	0.00%	0.00%	0.00%	0.00%	
Blowing Agent Isopentane ≤ n-Pentane Blend Ratios: 20/80, 30/70, 40/60, 50/50	0.00%	+1.52%	0.00%	0.00%	0.00%	0.00%	0.00%	
Cyclopentane CAS# 287-92-3	0.00%	0.00%	0.00%	0.00%	0.00%	0.00%	0.00%	
n-Hexane,60% CAS# 110-54-3	0.00%	0.00%	0.00%	0.00%	0.00%	+1.25%	0.00%	
n-Hexane,70% CAS# 110-54-3	0.00%	0.00%	0.00%	0.00%	0.00%	+1.25%	0.00%	
n-Hexane,80% CAS# 110-54-3	0.00%	0.00%	0.00%	0.00%	0.00%	+1.25%	0.00%	
n-Hexane,90% CAS# 110-54-3	0.00%	0.00%	0.00%	0.00%	0.00%	+1.20%	0.00%	
n-Hexane,99% CAS# 110-54-3	0.00%	0.00%	0.00%	0.00%	0.00%	+0.90%	0.00%	
n-Heptane,99% CAS# 142-82-5	0.00%	+1.39%	+1.37%	+2.67%	+2.60%	+3.75%	0.00%	
n-Octane,99% CAS# 111-65-9	0.00%	0.00%	0.00%	0.00%	0.00%	0.00%	0.00%	
D-20 Fluid CAS# 64742-94-5	0.00%	0.00%	0.00%	0.00%	0.00%	0.00%	0.00%	

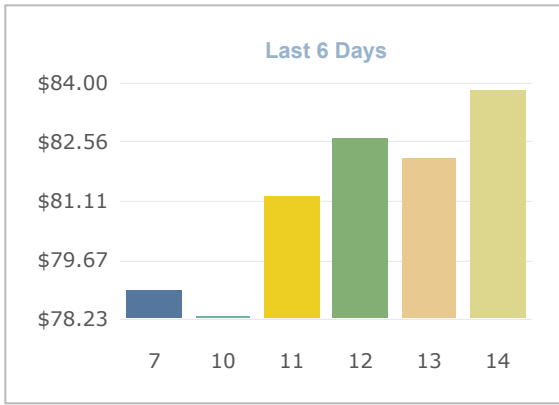
Commodity Prices

The following graphs present commodity future prices over the periods of the last week, last three months and last year. All changes are measured in US Dollars and reflect daily closing prices for the forward month futures.

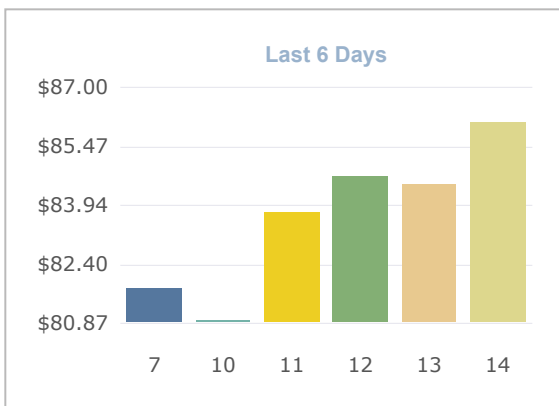
Current Price

Energy Prices			
INDEX	PRICE	%	TIME(GMT)
WTI Crude	\$83.82	+2.07	10:44 PM
Brent Crude	\$86.06	+1.88	10:44 PM
Natural Gas	\$4.26	-0.19	10:39 PM
16 January 2022 3:18 AM GMT			

Light Crude Oil



Brent Crude Oil



Natural Gas

